

# **Mercator College**



## **Statistical Report**

**Fall Semester 2006**

**By Anja Hayen**

## **TABLE OF CONTENTS**

<b>I - Introduction</b>	<b>p. 2</b>
<b>II - Gender</b>	<b>p. 2</b>
<b>III – Nationality</b>	<b>p. 3</b>
<b>IV – Student Status</b>	<b>p. 4</b>
<b>V –Year of Study</b>	<b>p. 5</b>
<b>VI - Conclusion</b>	<b>p. 5</b>
<b>VII - Appendix</b>	<b>p. 6</b>

## I - Introduction

This statistical report has been created to present the vital statistics of the inhabitants of Mercator College, one of the three Residential Colleges at International University Bremen in Bremen, Germany. The report aims to give the reader a general overview of the student composition of the college to facilitate the management of a diverse, but balanced student population.

Currently, there are 178 students residing in Mercator college. The statistical report presents their composition with regard to gender, nationality, students status and year of study. The report is based on data provided by the Mercator College Office at the beginning of the Fall Semester in September 2006. For reasons of data protection data was treated confidentially and the report was composed in an anonymous fashion without mentioning student's names.

## II - Gender

In September 2006, there are 178 Students living in Mercator College. 72 of those are female and 106 students are male. This gives a percentage of 40% females versus 60% male inhabitants. Therefore, 20% more students are male than female; in numbers this means that 34 more male students reside in the college than female students. This shows that almost a third more male students live in Mercator, resulting in a ratio of 7:10 (females, males), which portrays a slight gender imbalance. This relation is visualized in Figure 1.

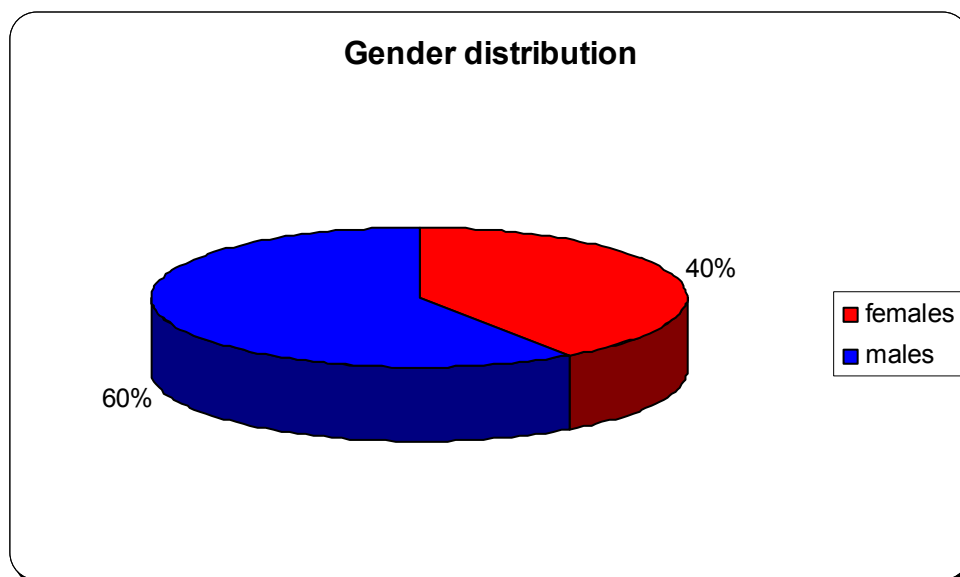


Figure 1: Gender distribution in Mercator College Sept. 2006

### III - Nationality

Students of Mercator College come from 43 different Nations of the world. Almost 60% of the students originate from countries on the European continent (105 students). While Asians (35 students) and Africans (27 students) make up about a fifth of the student population each (20% and 15%), there are only few students from the American continent (10 students) and Oceania (only 1 student; 6% and 1%). Figure 2 illustrates the distribution of students from the five different continents.

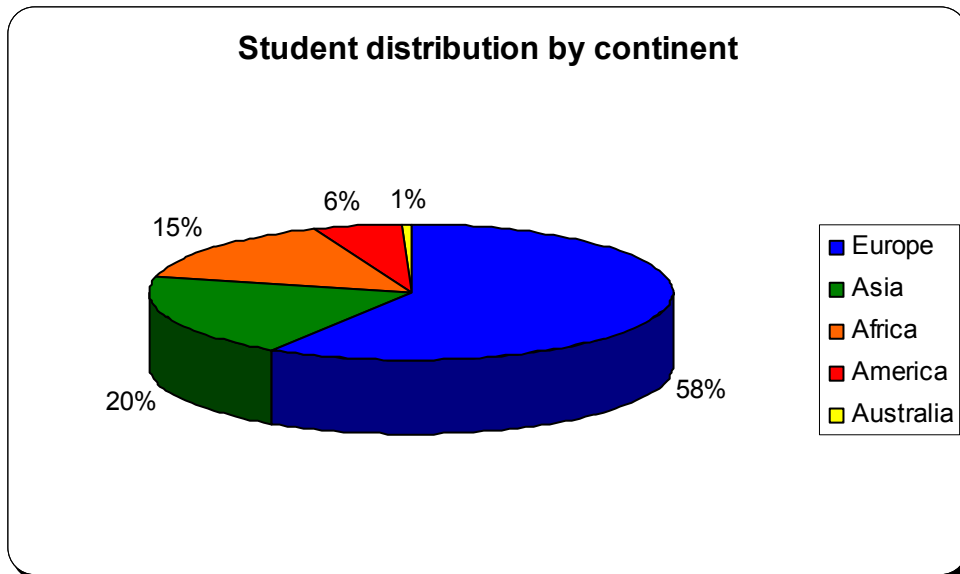
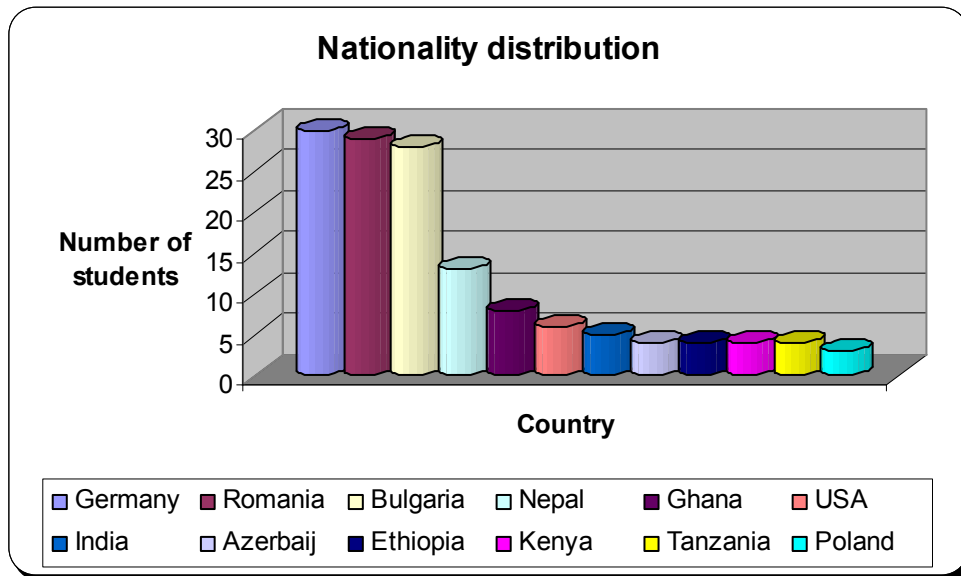


Figure 2: Continental distribution of Mercator students

This distribution is also reflected if we look at the 12 Nations represented with more than two students from their country. The clearly biggest nationality groups are the Germans (30 Students), Romanians (29 students) and Bulgarians (28 students). Together, they make up about half of the student population at Mercator College. They are followed by the group of students from Nepal (13 students) and Ghana (8 students). Although only 6% of all students come from America, the group of people from the United States is the biggest group after that. Please see Table 1 in the Appendix for a full list of countries of origin and their respective numbers of students.

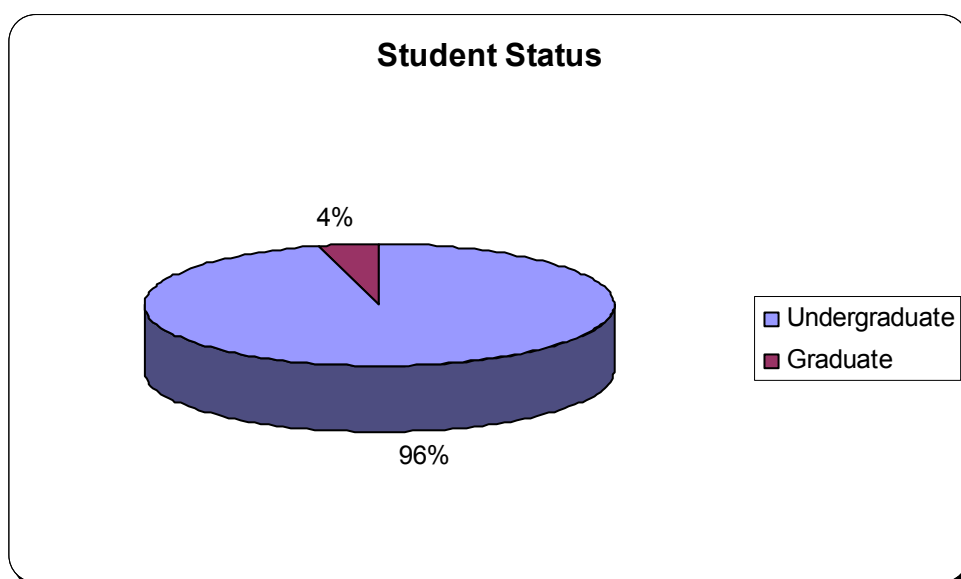
The impact of the 12 biggest nations in Mercator College is visualized in Figure 3.



**Figure 3: The twelve biggest nationalities in Mercator**

#### IV - Student Status

Although graduate students have the opportunity to reside on campus, the graduate population of Mercator College only consists of 7 graduate students, which translates into a percentage of 4% of the whole population in comparison to the 171 undergraduate students inhabiting the college, as seen in Figure 4.



**Figure 4: Student status of Mercator students**

### V - Year of Study

Like in the preceding years, the Mercator College population is made up of a big group of freshmen (Class of 2009), although this group is smaller in size compared to last year and only makes up 37% of all students this semester. The classes of 2007 and 2008 both make up just under a third of the student population. Only 6% of all students don't belong to these three major undergraduate years, but are either part of the class of 2006 or are classified as graduate students.

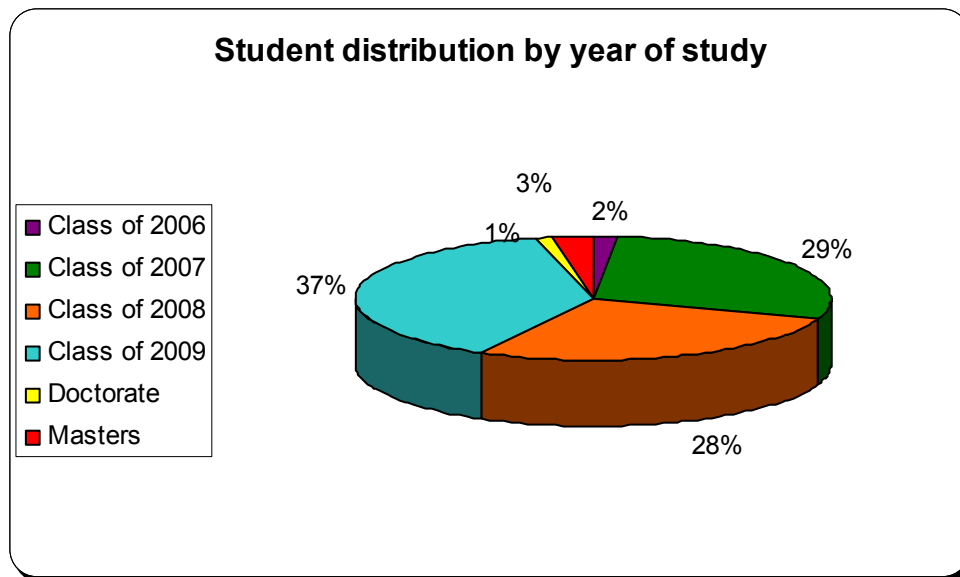


Figure 5: Mercator student distribution by year of study

### VI – Conclusion

This report gives an overview of the composition of students residing in Mercator College in Fall Semester 2006. The current number of students in the college is 178. The majority, 60% of these students, is male. This is probably due to the allocation procedure of the senior students, where second and third year students can choose their college of residence. This can therewith not easily be influenced or changed. An eye should be kept on the gender distribution though, to prevent Mercator from becoming a 'male' college in the future.

Mercator students come from 43 different countries and the three most present countries, Germany, Romania and Bulgaria, together make up about 50% of the student population. Almost 60% of all students come from Europe, followed by Asia and Africa, while only 7% of all students come from America or Australia. This distribution gives a diverse country representation, although it clearly shows that there is a European focus in the college.

More than 95% of all students living in Mercator are currently following their undergraduate studies and although the biggest group is made up of freshmen, the students are almost equally distributed over all three years of Bachelor studies. We can conclude that Mercator College is a truly international residential college for undergraduate students from International University Bremen.

VII - Appendix

**Table 1: List of all countries represented in Mercator College ordered by size**

<b>Nationality</b>	<b>Nationality tally</b>	<b>Nationality</b>	<b>Nationality tally</b>
Germany	30	Armenia	1
Romania	29	Australi	1
Bulgaria	28	Banglade	1
Nepal	13	Brazil	1
Ghana	8	Canada	1
USA	6	Georgia	1
India	5	Iceland	1
Azerbaij	4	Iran	1
Ethiopia	4	Israel	1
Kenya	4	Kazakhst	1
Tanzania	4	Korea	1
Poland	3	Kyrgyzst	1
Croatia	2	Malawi	1
Lithuani	2	Morocco	1
Macedoni	2	Palestin	1
Mexico	2	Russia	1
Moldova	2	Serbia a	1
Nigeria	2	Slovakia	1
Pakistan	2	Ukraine	1
Singapor	2	Uzbekist	1
South Af	2	Zimbabwe	1
Albania	1		