

MERCATOR COLLEGE



STATISTICAL REPORT

For the semesters Fall 09 – Spring 10

By Swetha Balakrishnan

Table of Contents

TOPIC	PAGE NO.
Introduction	2
1. Gender Distribution	2
2.1 Distribution by continent	3
2.2 Distribution by country	3
3.1 Distribution by level of study	4
3.2 Distribution by graduation degree	4
3.3 Distribution by class of graduation	5
3.4 Distribution by subject of study	5
Conclusion	6

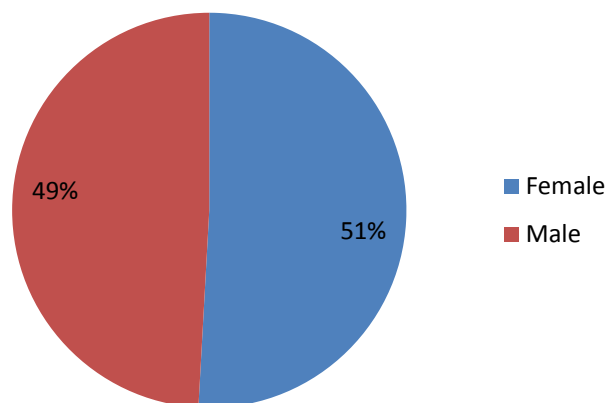
Introduction

Mercator College is the second of four residential colleges at Jacobs University. With residential facilities for around 190 students, the college has been given its name to honour the Mercator Stiftung GmbH from Essen and Stiftung Mercator from Switzerland. In 2002, these 2 foundations donated 6.5 million Euros towards the renovation and construction of this college. The college was officially opened on the 8th of April, 2003, and its first occupants moved in later that year during the month of September. As of Fall 2009, Mercator College is home to 171 undergraduate, graduate and PhD students.

The purpose of this report is to gauge vital statistics of the inhabitants of Mercatorians such as gender, nationality, year of study, field of study and student study, and provide an overview of the student composition in comparison to the previous year.

The data used for preparing this report has been obtained from the Mercator College Office during Fall semester 2009. This data has been used confidentially and report has been created in an anonymous fashion.

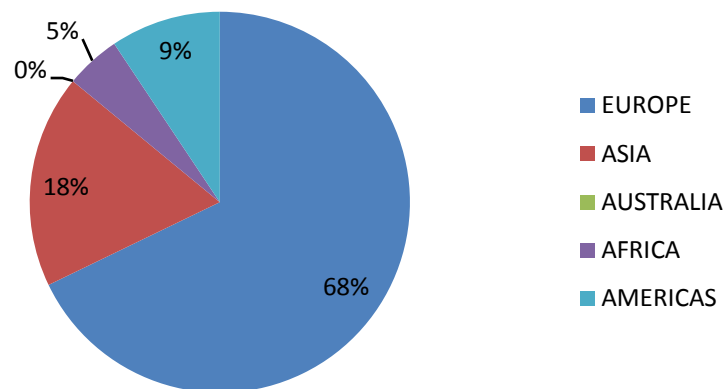
1. Gender Distribution



As shown in the figure above, as of October-Fall '09, Mercator College is home to 171 students, of which 87 students are female and 84 are male. This results in a percentage distribution of 51% female residents against 49% male residents. Unlike Fall '08 when there was a 20% population bias towards the male residents, this year has a small gender bias towards the female population, with 2% more female residents than male residents. (i.e. 3 more female than male)

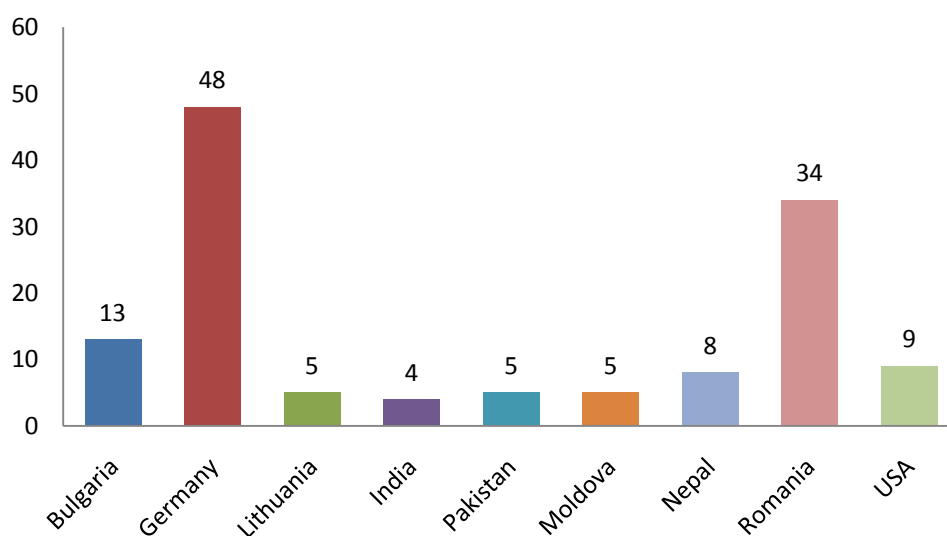
2. Continent/ Country of origin

2.1 Distribution by continent



Students of Mercator College come from 30 different nations. As the figure above depicts, 68% of the total number belong to Europe (116 students). Asians, the next largest in number, but far behind Europeans, make up 18% of the population (31 students). The Americans and Africans, forming minority communities, make up 9% and 5% of the population each (16 students and 8 students). There are no students from Australia (or Oceania). The pie chart above illustrates the distribution of students from 4 continents, portraying Europe as the clear majority.

2.2 Distribution by nationality

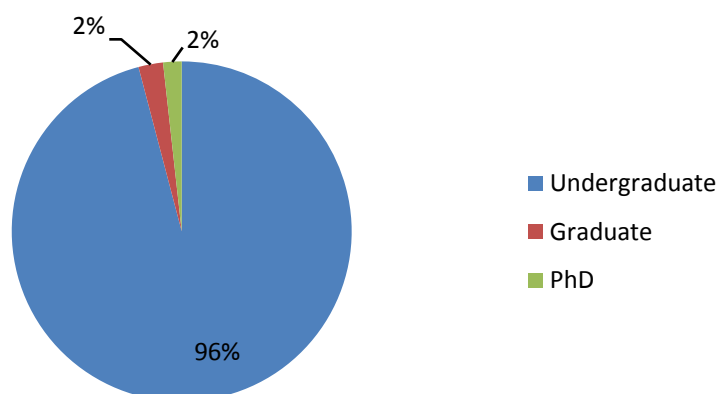


As one can tell from the histogram above, the most strongly represented nation in Mercator College is Germany, with 48 students. Romanians follow with 34 students, and the Bulgarians with 13. Unlike Fall '08, the number of Bulgarians and Germans has decreased by 5 students each, while the number of Romanians has increased by 3.

USA and Nepal follow with 9 and 8 students each respectively. Lithuania, Pakistan, Moldova and India form the bigger minorities of the college.

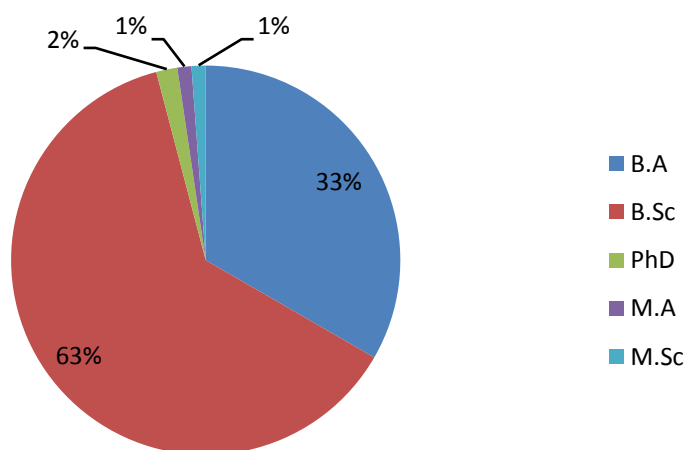
3. Student Status

3.1 Distribution by level of study



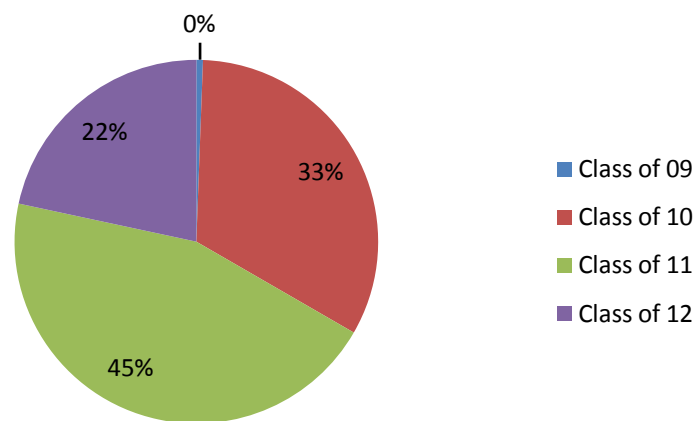
Of the 171 students residing in Mercator College, 164 students (96%) are pursuing their undergraduate studies at Jacobs University. Four students are pursuing their masters study here while 3 students are in the process of completion of their PhD research. Together they make up a minority number of 4%. From the bias towards Undergraduate students, one can clearly tell that masters and doctorate students prefer residing off campus.

3.2 Distribution by graduation degree



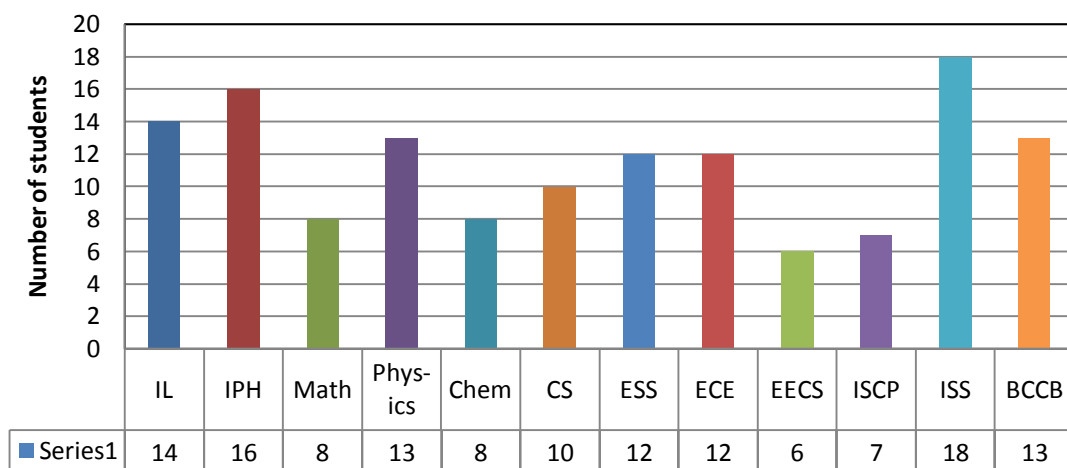
Although Mercator College has a reputation of being an arts college, almost two-thirds of the students are currently working towards obtaining a Bachelor of Master degree in the Sciences. 107 Mercatorians are working towards obtaining a B.Sc. degree, while 2 students are working towards obtaining an M.Sc. degree. About one third of the college (57 students) is pursuing studies in subjects that will result in a B.A., while 2 are studying graduate courses which will acquire them an M.A. Three students are in the process of completion of their research in order to gain a doctoral degree in different science/ arts related topics.

3.3 Distribution by Class of Graduation



As of October '09, the graduating class of 2011, with 77 students, is the largest batch residing within Mercator College. They are followed by the soon to graduate, class of 2010 with 56 students, accounting for almost a third of the college population. The last batch of 2012 follows with 37 students, comprising 22% of Mercatorians. One student belongs to the class of 2009, which graduated earlier this year in June '09.

3.4 Subject of study



The most popular major among the Mercatorians is Integrated Social Sciences (18 students), followed closely by International Politics and History (16 students). International Logistics, Physics and Bio-Chemistry and Cell biology follow closely with 14, 13 and 13 students each respectively.

Although the 2 most popular majors are from the School of Humanities and Social Sciences, the rest are from the School of Engineering, clearly confirming the bias towards the sciences, as already explained in 3.2.

Conclusion

This statistical report gives an overview of the composition and distribution of Mercatorians for the academic year starting Fall '09 under various categories.

Currently, the college is home to 171 students. In comparison to Fall '09, the number of residents have decreased by 22. The 20% bias towards the male population, which existed during the previous year, no longer exists now. There are 87 female residents and 84 male residents, making the ration almost one-is-to-one.

Over two-third of the residents in Mercator College come from within Europe. This is 4% more than the number during Fall '08. Asians, Africans and Americans make up the remaining one-third. Unfortunately, like last year, there are no students from Oceania. Germans and Romanians are the largest populations numbering 48 and 34 each, or 28% and 19% each. Although the college is very diverse, there is a strong bias towards Europeans.

Of the 171 Mercatorians, 164 students are undergraduates. 57 undergraduate students (or 33%) are pursuing a Bachelor of Arts while 107 (or 63%) are pursuing a Bachelor of Science. Four Mercatorians are graduates, 2 of them come from the school of Humanities, and 2 from the School of Engineering. 3 Mercatorians, i.e. 2%, are pursuing Doctorate programs here.

Like last year, the class of 2011 is the largest class residing in Mercator, with 77 students. The soon to graduate class of 2010 is the second largest batch (like in 2008) with 56 students. The current batch of freshmen is the smallest batch with 37 students.

From the results of the current survey, we can conclude that Mercator College truly offers a multicultural living experience with genders and other mentioned disciplines being equally represented.