

# **Mercator College**



## ***Statistical Report***

*For the academic year 2007/2008*

***Fall Semester 2007***

***By Anja Hayen***

## **TABLE OF CONTENTS**

|                            |      |
|----------------------------|------|
| <b>I</b> - Introduction    | p. 2 |
| <b>II</b> - Gender         | p. 2 |
| <b>III</b> – Nationality   | p. 3 |
| <b>IV</b> – Student Status | p. 4 |
| <b>V</b> –Year of Study    | p. 5 |
| <b>VI</b> - Conclusion     | p. 5 |
| <b>VII</b> - Appendix      | p. 6 |

## I - Introduction

The aim of this report is the visualization of the vital statistics of the inhabitants of Mercator College, one of the three Residential Colleges at Jacobs University Bremen in Bremen, Germany. This report gives the reader a basic overview of the student composition of Mercator College to facilitate the management of an increasingly growing diverse student population.

Currently, 189 students call Mercator College their home. This statistical report presents their composition with regard to gender, nationality, student status as undergraduate or graduate student as well as their year of study. The data used in this report is obtained from Mercator College Office at the beginning of the Fall Semester in September 2007. For reasons of data protection data was treated confidentially and the report was composed in an anonymous fashion. Without major changes, this report is predicted to validly portray the student composition of Mercator College for the academic year 2007/2008.

## II - Gender

In September 2007, there are 189 students living in Mercator College. This divides into 84 students being female and 105 male students, resulting in a percentage distribution of 44% female versus 56% male inhabitants. Therefore, 12% more students are male than female; in numbers this means that 21 more male students reside in Mercator college than female students. This shows a slight gender bias towards the male side, which is visualized in Figure 1.

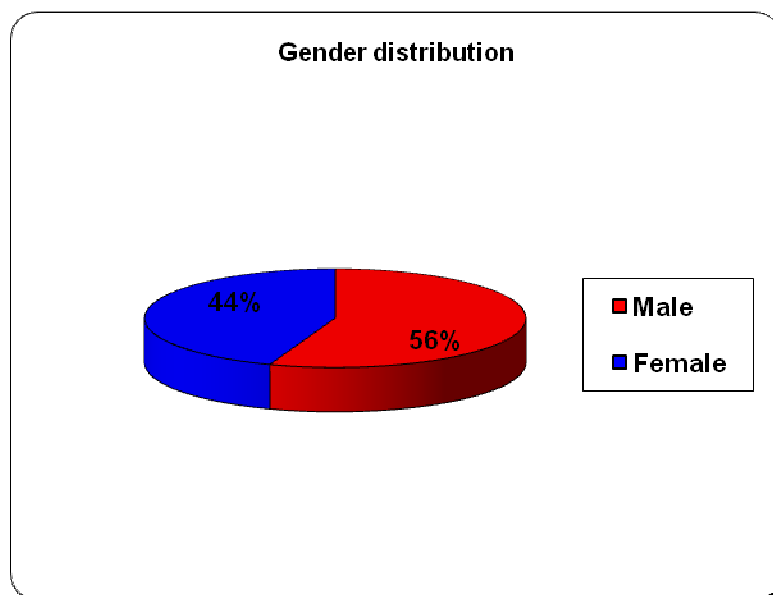


Figure 1: Gender distribution in Mercator College in September 2007

### III - Nationality

Students of Mercator College come from 43 different Nations of the world. More than 60% of the students originate from countries on the European continent (116 students). While Asians (31 students) make up about 16% of the student populations. Africans (22 students) and Americans (19 students) make up about a ten percent of the student population each (12% and 10%), there is only one student from Oceania (1%). Figure 2 illustrates the distribution of students from the five different continents and therewith shows a strong majority of European students in Mercator College.

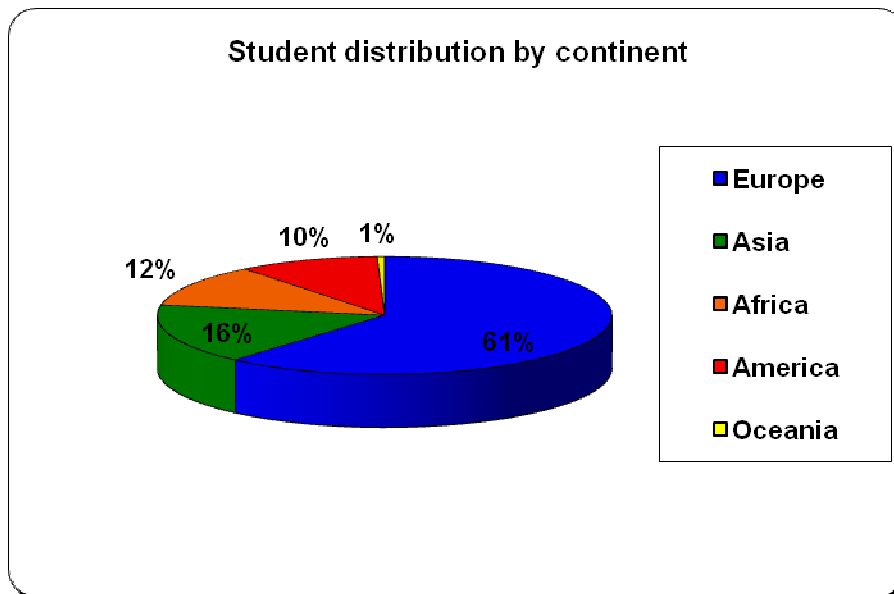


Figure 2: Student distribution by continent of Mercator students in September 2007

The impact of the 12 most strongly represented nations in Mercator College is visualized in Figure 3 on page 4. Within these 12 nations with more than two students from their particular country, the clearly biggest nationality group consists of Germans (57 Students). This is followed by Bulgarians (27 students) and Romanians (25 students). Together, these three groups make up about half of the student population in Mercator College.

They are followed by the group of students from the USA (14 students) and Nepal (10 students) and India (8 students). Please see Table 1 in the Appendix for a full list of the countries of origin of all Mercatorians and the respective number of students from each country.

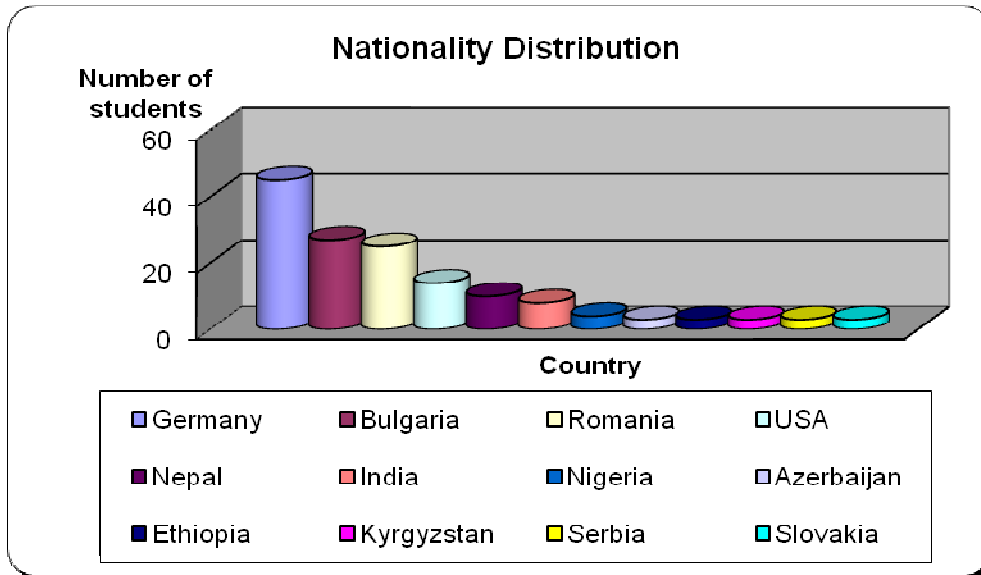


Figure 3: The twelve most strongly represented nationalities in Mercator in September 2007

#### IV - Student Status

This year, the graduate population of Mercator College consists of 3 graduate students only, which translates into a percentage of 3% of the whole Mercator population in comparison to the 186 undergraduate students inhabiting the college. This distribution can be seen in Figure 4.

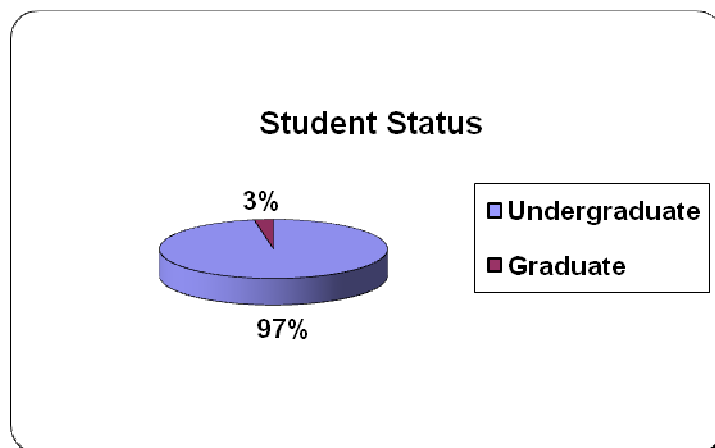


Figure 4: Student status of Mercator students in September 2007

## V - Year of Study

As in the preceding years, the Mercator College population shows a big percentage of freshmen in their first year (Class of 2010). This group alone makes up 41% of the college population of this academic year. The class of 2009, now second year students, accounts for a further 31% of all students, while the class of 2008, whose members are now in their third year makes up for 25% of the student population. This year, only 3% of all students don't belong to any of these three major undergraduate year groups, but are either part of the class of 2007 (2 students) or are classified as graduate students (1 Masters student and 2 Phd students).

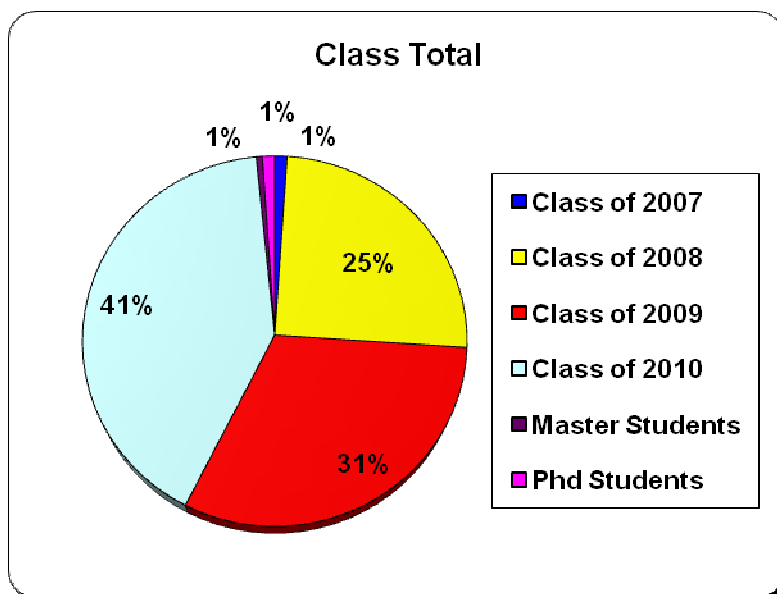


Figure 5: Mercator student distribution by year of study in September 2007

## VI – Conclusion

This report gives an overview of the composition of students residing in Mercator College in Fall Semester 2007. The current number of students in the college is 189. The majority, 56% of these students, is male. Compared to a male bias of 60% in the last year (Mercator College Statistical Report, 2006), the gender distribution in Mercator has balanced out and is now almost equal.

Mercator students come from 43 different countries and the three most strongly represented countries, Germany, Bulgaria and Romania, together account for about 50% of the student population. More than 60% of all students come from Europe, followed by Asia (about 15%) and furthermore Africa (12%) and America (10%), while only 1 student comes from Oceania (1%). This distribution gives a diverse country representation although it clearly shows that there is a strong European bias within the college, which clearly reflects the predominantly European background of students at Jacobs University.

More than 95% of all students living in Mercator are currently following their undergraduate studies. The biggest group of students are the freshmen (class of 2010), the numbers decline for the second year students (class of 2009) and are smallest for students in their third year of Bachelor studies (class of 2008).

Altogether, we can conclude that Mercator College is a truly international residential college for undergraduate students of all three years within the frame of Jacobs University Bremen.

**VII - Appendix**

**Table 1: List of all countries represented in Mercator College for the academic year 2007/2008**

| Nation                | Number of Students | Nation            | Number of Students |
|-----------------------|--------------------|-------------------|--------------------|
| Germany               | 45                 | Macedonia         | 1                  |
| Bulgaria              | 27                 | Singapore         | 1                  |
| Romania               | 25                 | South Africa      | 1                  |
| USA                   | 14                 | Armenia           | 1                  |
| Nepal                 | 10                 | Australia         | 1                  |
| India                 | 8                  | Georgia           | 1                  |
| Nigeria               | 4                  | Iceland           | 1                  |
| Azerbaijan            | 3                  | Iran              | 1                  |
| Ethiopia              | 3                  | Malawi            | 1                  |
| Kyrgyzstan            | 3                  | Morocco           | 1                  |
| Serbia and Montenegro | 3                  | Zimbabwe          | 1                  |
| Slovakia              | 3                  | Japan             | 1                  |
| Ghana                 | 2                  | South Korea       | 1                  |
| Kenya                 | 2                  | Ecuador           | 1                  |
| Tanzania              | 2                  | Spain             | 1                  |
| Croatia               | 2                  | Trinidad & Tobago | 1                  |
| Mexico                | 2                  | Turkmenistan      | 1                  |
| Moldova               | 2                  | Zambia            | 1                  |
| Canada                | 2                  | Switzerland       | 1                  |
| Uzbekistan            | 2                  | Norway            | 1                  |
| Rwanda                | 2                  | China             | 1                  |
| Poland                | 1                  |                   |                    |
| Lithuania             | 1                  | <b>Total</b>      | <b>189</b>         |