



MERCATOR COLLEGE



STATISTICAL REPORT

For the semesters Fall 08 – Spring 09

FALL SEMESTER 2008

By Swetha Balakrishnan

TABLE OF CONTENTS

- I. Introduction -2
- II. Gender Distribution - 2
- III. Nationality & Continent - 3
- IV. Student Status - 4
- V. Year of Study - 5
- VI. Conclusion - 5

I. Introduction

The objective of this Statistical Report is to gauge the vital statistics of the inhabitants of Mercator College, one of the three Residential Hostels at Jacobs University Bremen. This analysis gives readers an overview of the student composition of this College to facilitate the management of an increasingly growing diverse student population.

As of Fall 2008, Mercator College is home to 193 students – including undergraduates, graduates and doctorates. This statistical report presents their compositions with regard to gender, nationality, student status and year of study. The data used in the report has been obtained from the Mercator College Office at the beginning of the Fall Semester in September 2008.

The data has been used confidentially and the report has been created in an anonymous fashion. Without major changes, the report is predicted to validly portray the composition of the residents of this college for the current academic year 2008-2009.

II. Gender Distribution

As of Fall 2008, Mercator College is home to 193 students. Of this number, there are 106 male students and 87 female students, correspondingly resulting in a percentage distribution of 60% male student residents against 40% female student residents. Hence, there are 19 more male students residing in the college than female students. Thus, there is a clear gender bias of 20% against the female population, which can be visualised through Figure1.

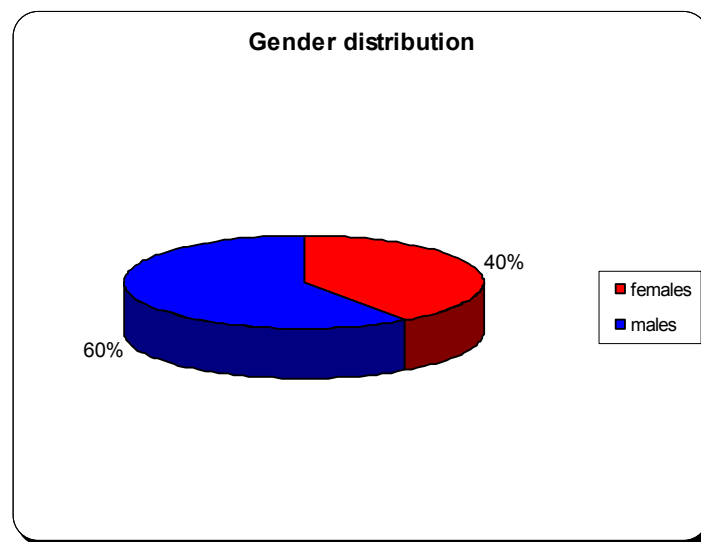


Figure1: Gender Distribution in Mercator College as of Fall 2008

III. Nationality

Students of Mercator College come from 27 different nations of across the world. About 64% of the residents belong to Europe (122 students). Asians make up about 21% of the student population (41 students), while Africans and Americans are the minorities contributing to 8% and 6% respectively. There are no students from Oceania. Figure 2.1 illustrates the distribution of students from 4 continents, portraying Europe as the strong majority in Mercator college.

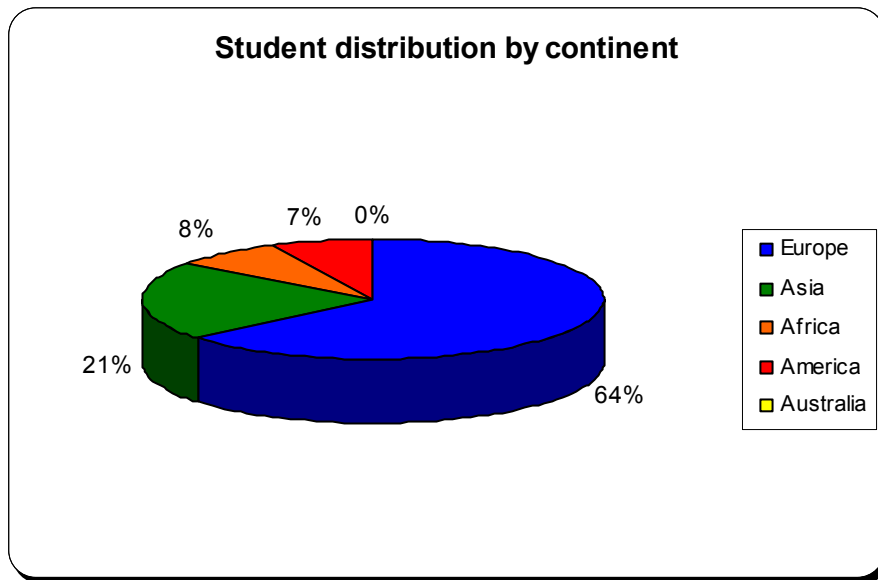


Figure 2.1: Student Distribution by continent as of Fall 2008

Clearly, the most strongly represented nation in Mercator College is Germany, with 53 students. The Germans are followed by the Romanians (31 students) and the Bulgarians (18 students). These 3 groups together constitute more than 50% of the population of Mercator College.

The Bar graph shown below clearly illustrates the most strongly represented countries among the students of the College.

Apart from the 3 listed above, Nepalese constitute 14 students, while Indians and Americans constitute 11 and 8 respectively. The smaller majorities include Lithuania, Moldova and Nigeria.

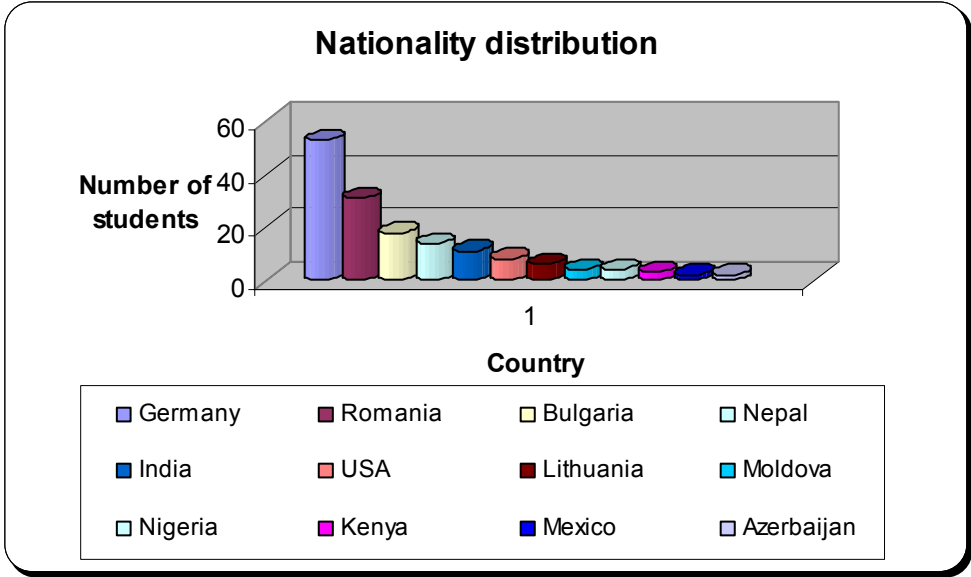


Figure 2.2 shows the 9 most strongly represented nations in Mercator College

IV. Student Status

As of Fall 2008, there are 4 Masters Student living in Mercator college, constituting 2% of the total population of 193 students. The remaining 97% is represented by the 189 undergraduates, of which 63% come from the School of Engineering Sciences and 35% from the School of Humanities and Social Sciences.

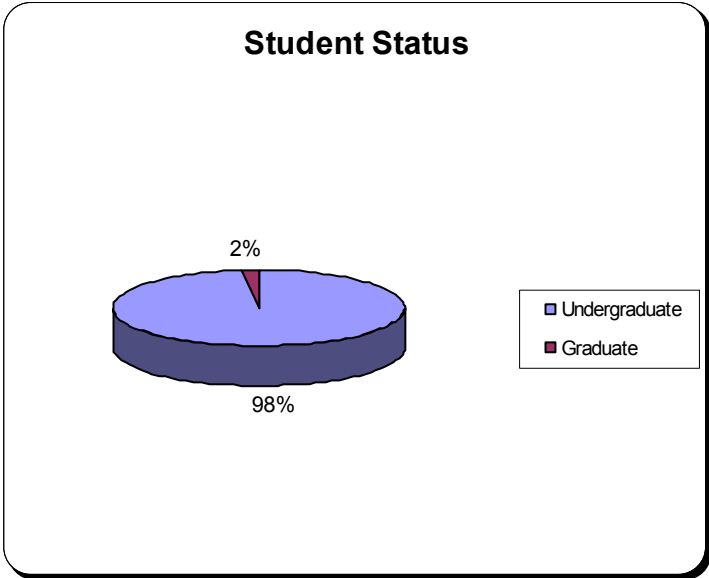


Figure 3: Student Status of Mercator College students as of Fall '08

As of September 2008, the current batch freshmen, i.e. the Class of 2011, form the largest population in the college, making up 41% (79 students) of the total population. The Class of 2010 account for 35% (67 students) of the students in the college. There has been a drop in the number of students from the batch of 2009 since September 2007. Currently, they represent 21% (41 students) of the population.

Only 3% of the students don't belong to any of the major undergraduate groups, of which 1% belong the class of 2008 (1 student) and 2% are classified as Graduate students (4 students)

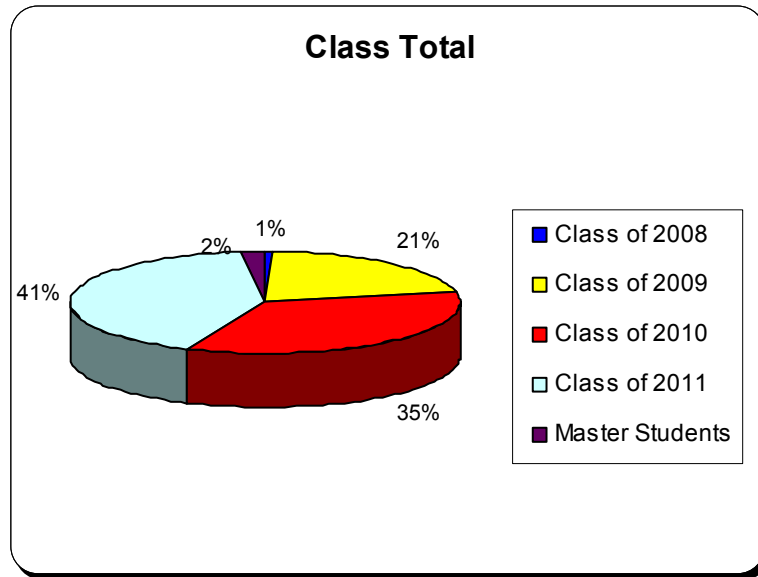


Figure 4: Distribution of Mercatorians by their year of Study as of September

V. Conclusion

This Statistical Report gives you a basic overview of composition and distribution of students residing in Mercator College for the academic year beginning Fall 2008. Currently, 193 students call Mercator college 'home'. While in Fall 2007, 56% of the students were male, in 2008, 60% are male. Hence, we can conclude an increase in Male inhabitants and a slight increase in the gender bias.

Over 64% of the student population comes from Europe – Germany, Romania and Bulgaria making up almost two-thirds of the Europeans. Asia, Africa and Americas are represented by 21%, 8% and 7% of the population respectively. But there are none from Oceania. This distribution gives us a diverse population, with a strong bias towards Europeans nevertheless.

More than 96% of the students living in Mercator College are doing their undergraduate studies while 4% are pursuing their masters studies.

The freshmen batch of 2011 is the biggest group comprising almost 41% of Mercatorians. This number is followed by the batch of 2010, with 35% of the population, followed by the batch of 2009 with 21%. The Masters, students are the minority, make up almost 4% of Mercator.

Thus, we can conclude that Mercator College is a truly international college for students of all three years within the frame of Jacobs University Bremen, living up to its standards of internationality and diversity.
